



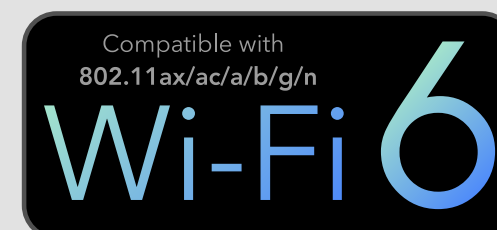


Model: **RE3000**

AX3000

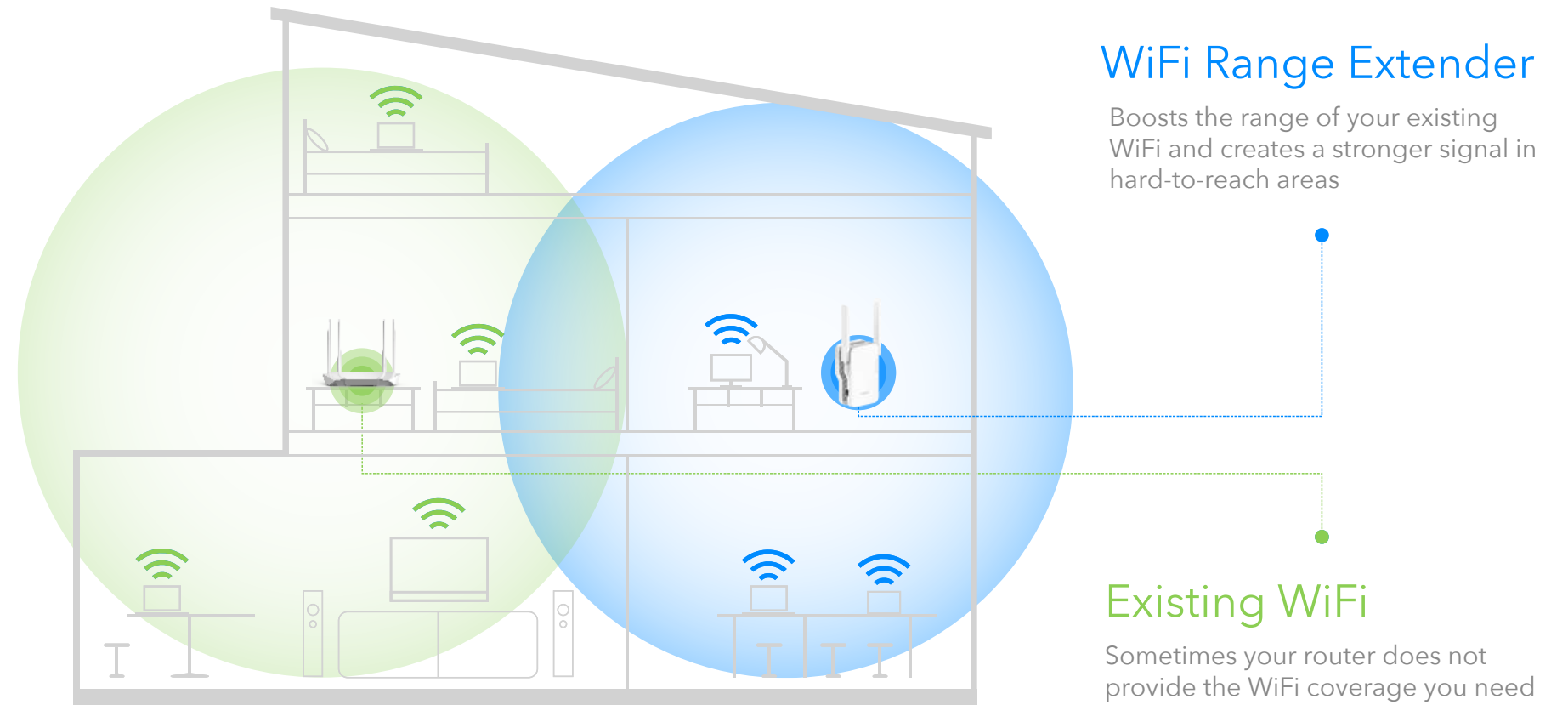
Dual Band Wi-Fi 6 Range Extender

-  1.3GHz Dual Core Cortex-A53 Processor
-  Extremely Fast AX3000 Wi-Fi 6 Technology
-  OFDMA, Beamforming and MU-MIMO Supported
-  3-In-1 Wi-Fi Extender/Access Point/ Add-on Mesh




Features


- Extremely Fast AX3000 Wi-Fi 6 Technology
- 1.3GHz Dual Core Cortex-A53 Processor
- OFDMA, Beamforming and MU-MIMO Supported
- Work with any standard router or gateway
- Easily expand wireless coverage at a push of the WPS button
- Gigabit Ethernet ports to connect wired devices
- External antennas for faster and more reliable Wi-Fi
- 3-in-1 WiFi Extender / Access Point / Add-On mesh
- Easy Setup Assistant with multi-language support



Wi-Fi Extender Mode



Access Point Mode





Say Goodbye to Dead Spots and Buffering



Enjoy Cudy Whole Home Mesh Wi-Fi System

4K 5GHz 2402Mbps
2.4GHz 574Mbps








Specifications

Product Name	AX3000 Dual Band Wi-Fi 6 Range Extender
Product Model	RE3000
Processor	MT7981BA+MT7976CN
Standards and Protocols	IEEE 802.11ax /IEEE 802.11ac /IEEE 802.11n/ IEEE 802.11g /IEEE 802.11a/IEEE 802.11b
Frequency	2.4GHz & 5GHz (11ax)
Bandwidth	20/40/80/160MHz
Signal Rate	5GHz: Up to 2402Mbps 2.4GHz: Up to 574Mbps
Wireless Security	WPA-PSK / WPA2-PSK / WPA3
Ports	1 10/100/1000Mbps self-adaptive LAN
Power	Direct plug-in power supply (100V-240V)
Buttons	Reset Button / WPS Button
Antenna	2*External Antennas + 1*Internal Antenna
LED Lights	WiFi / WPS / Power
Environment	Operating Temperature: 0°C~40°C
	Storage Temperature: -40°C~70°C
	Operating Humidity: 10%~90% non-condensing
	Storage Humidity: 5%~90% non-condensing

LED and Button

LED	Colour	Status	Indication
	/	OFF	No power
	White	Flash ON	The system is booting or upgrading System startup is complete
	/	OFF	Not connected to host Wi-Fi
	White	Flash ON	WPS in progress Connected to host Wi-Fi
	OFF	Flash	No host Wi-Fi configuration
	Red Flash	ON	Not connected to host Wi-Fi
	Solid Red	ON	Connected to host Wi-Fi, signal is weak
	Solid Pink	ON	Connected to host Wi-Fi, signal is fair
	Solid White	ON	Connected to host Wi-Fi, signal is good
Reset	Long press for 2 seconds		Press and hold Reset button for 2 seconds until all the LED lights turn on and off.
WPS	Press to take effect		Press the WPS button until WPS LED start flashing.