

DATA SHEET

OPTITERA LRA-SERIES

Model: LRA-29C



Overview

Optitera Long Range Dish Antenna
LRA Series Connectorized 29/32 dBi



+91-1204225845



optiteraglobal.com



Sales@jrsgl.com

Functional description:

As a fundamental part of a wireless communication system, the Antenna is a device that converts the RF signal to an equivalent electromagnetic wave for transmitting into & receiving from free space. Radio wave communication needs transmitting as well as Receiving Antennas. It acts as a transducer that converts an RF signal into an EM wave at the transmitter and an EM wave back to an electrical signal at the receiver. Various Electrical and mechanical parameters are there which determines the use of the Antenna in a wireless PTP or PMP communication setup.



Applications:



Service Providers



Video Security



Enterprises and Campus



Multiple Dwelling Units



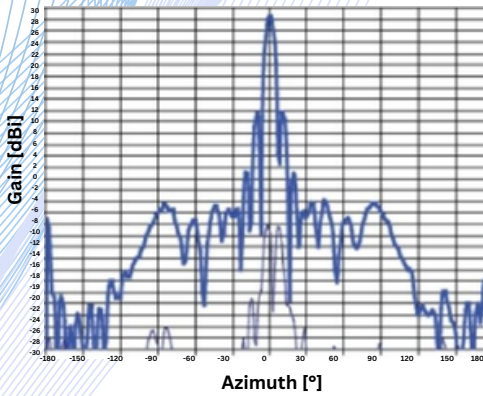
Public Safety

29dbi Long Range HD Backhaul Antenna-Modular

Features:

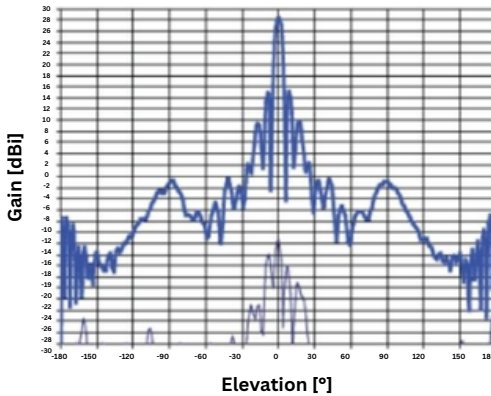
Electrical Parameters

5.7 GHz H - Pattern



Mechanical Parameters

5.7 GHz E - Pattern



Environmental Parameters

Temperature Range(° C)	-50 to +70
Wind Speed (KM/H)	250
Humidity	95% No Condensation

Frequency	4.9-6.4 GHz
Gain (dBi)	2X29
VSWR (Max)	1.2:1
Cross -Pol Suppression	>25
Polarization	Linear V & H
Port to Port isolation (dB)	>30
Max Power Input (Watts)	50
Front to Back Ratio (dB)	>35
Safety Requirements	As Per IEC Standards
Mount	2xN(F) or Customized
Beam Width (Degree)	6

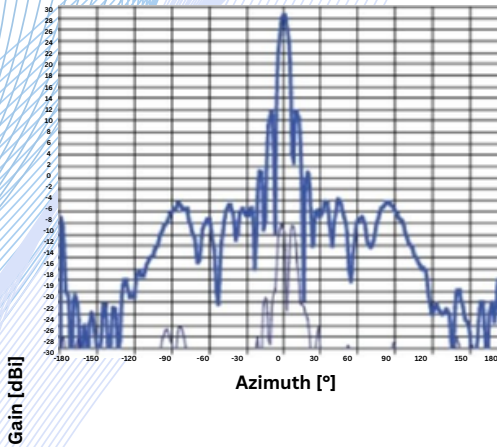
Dimension (MM)	650 MM
Antenna Material	Alloy (FE+AL)
Gross Weight (KG)	8
Packing Dimension (inch)	26.5X26.5X8
Mounting Hardware	MS Galvanized & Power Coated
Mounting Style	Tower & Pole
Mounting Pole Diameter(MM)	100 Max
Mounting Adjustment	H Plane ± 45 ° V Plane ± 10 °

32dbi Long Range HD Backhaul Antenna-Modular

Features:

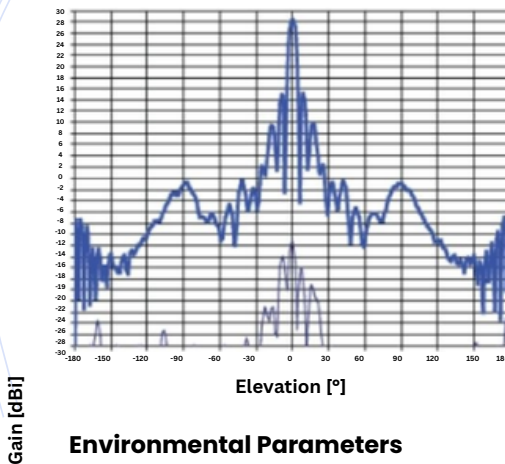
Electrical Parameters

5.7 GHz H - Pattern



Mechanical Parameters

5.7 GHz E - Pattern



Environmental Parameters

Temperature Range(° C)	-50 to +70
Wind Speed (KM/H)	250
Humidity	95% No Condensation

Ordering Information

LRA-32C

Frequency	4.9-6.4 GHz
Gain (dBi)	2X32
VSWR (Max)	1.2:1
Cross -Pol Suppression	>28
Polarization	Linear V & H
Port to Port isolation (dB)	>30
Max Power Input (Watts)	50
Front to Back Ratio (dB)	>40
Safety Requirements	As Per IEC Standards
Mount	2xN(F) or Customized
Beam Width (Degree)	4

Dimension (MM)	900 MM
Antenna Material	Alloy (FE+AL)
Gross Weight (KG)	12
Packing Dimension (inch)	38.5X38X12
Mounting Hardware	MS Galvanized & Power Coated
Mounting Style	Tower & Pole
Mounting Pole Diameter(MM)	100 Max
Mounting Adjustment	H Plane ± 45 ° V Plane ± 10 °